

34704-966

7/2/2014

1/18



UNITED STATES ENVIRONMENTAL PROTECTION AGENCY
WASHINGTON, D.C. 20460

OFFICE OF CHEMICAL SAFETY
AND POLLUTION PREVENTION

Mr. Robert Avalos
Loveland Products Inc.
P.O. Box 1286
Greeley, CO 80632-1286

JUL 02 2014

Subject: Product Name: Ensign 720 Flowable Fungicide
EPA Reg. No. 34704-966
Submission date: 6/11/2014
Notification for label Change per PRN 98-10: Update Prop 65 statement
Decision Number 492498

Dear Mr. Avalos:

The Agency is in receipt of your Application for Pesticide Notification under Pesticide Registration Notice (PRN) 98-10. The Registration Division (RD) has conducted a review of this request for applicability under PRN 98-10 and finds that the action(s) requested falls within the scope of PRN-98-10. The label submitted with the application has been stamped "Notification" and will be placed in our records.

If you have questions concerning this letter, please call Banza Djapao at 703-305-7269 or via email at djapao.banza@epa.gov, or you may call me at 703-308-9443.

Sincerely,

A handwritten signature in black ink that reads "Tony Kish".

Tony Kish
Product Manager 22
Fungicide Branch
Registration Division (7504P)

<p align="center">United States EPA Environmental Protection Agency Washington, DC 20460</p>	<input type="checkbox"/> Registration <input type="checkbox"/> Amendment <input type="checkbox"/> Other	OPP Identifier Number
---	---	-----------------------

Application for Pesticide - Section I

1. Company/Product Number <p align="center">34704-966</p>	2. EPA Product Manager <p align="center">Tony Kish</p>	3. Proposed Classification <input checked="" type="checkbox"/> None <input type="checkbox"/> Restricted
4. Company/Product (Name) <p align="center">ENSIGN 720</p>	PM# <p align="center">22</p>	
5. Name and Address of Applicant (Include ZIP Code) Loveland Products Inc. P.O. Box 1286 Greeley, CO 80632-1286 <input type="checkbox"/> Check if this is a new address		6. Expedited Review. In accordance with FIFRA Section 3(c)(3)(b)(i), my product is similar or identical in composition and labeling to: EPA Reg. No. _____ Product Name _____

Section - II

<input type="checkbox"/> Amendment - Explain below.	<input type="checkbox"/> Final printed labels in response to
<input type="checkbox"/> Resubmission in response to Agency letter dated _____	<input type="checkbox"/> "Me Too" Application. Agency letter dated _____
<input checked="" type="checkbox"/> Notification - Explain below.	<input type="checkbox"/> Other - Explain below.

Explanation: Use additional page(s) if necessary. (For Section I and Section II.)
 Notification to update Prop 65 statement.

This notification is consistent with the provisions of PR Notice 98-10 and EPA regulations at 40 CFR 152.46, and no other changes have been made to the labeling or the confidential statement of formula of this product. I understand that it is a violation of 18 U.S.C. Sec. 1001 to willfully make any false statement to EPA. I further understand that if this notification is not consistent with the terms of PR Notice 98-10 and 40 CFR 152.46, this product may be in violation of FIFRA and I may be subject to enforcement action and penalties under sections 12 and 14 of FIFRA.

Section - III

1. Material This Product Will Be Packaged In:

Child Resistant Packaging <input type="checkbox"/> Yes* <input checked="" type="checkbox"/> No	Unit Packaging <input type="checkbox"/> Yes* <input checked="" type="checkbox"/> No	Water Soluble Packaging <input type="checkbox"/> Yes* <input checked="" type="checkbox"/> No	2. Type of Container <input type="checkbox"/> Metal <input checked="" type="checkbox"/> Plastic <input type="checkbox"/> Glass <input type="checkbox"/> Paper <input type="checkbox"/> Other (Specify) _____
* Certification must be submitted		If "Yes" Unit Packaging wgt. No. per container _____ _____	If "Yes" Package wgt No. per container N/A N/A

3. Location of Net Contents Information <input checked="" type="checkbox"/> Label <input type="checkbox"/> Container	4. Size(s) Retail Container <p align="center">2.5 GAL</p>	5. Location of Label Directions <input checked="" type="checkbox"/> On Label <input type="checkbox"/> On Label accompanying product
---	--	---

6. Manner in Which Label is Affixed to Product <input type="checkbox"/> Lithograph <input type="checkbox"/> Paper glued <input type="checkbox"/> Stenciled	<input checked="" type="checkbox"/> Other Self-Adhesive <p align="right">_____</p>
---	--

Section - IV

1. Contact Point (Complete items directly below for identification of individual to be contacted, if necessary, to process this application.)

Name <p align="center">Robert Avalos robert.avalos@cpsagu.com</p>	Title <p align="center">Manager of Registrations</p>	Telephone No. (Include Area Code) <p align="center">(970) 685-3355</p>
--	---	---

Certification

I certify that the statements I have made on this form and all attachments thereto are true, accurate and complete. I acknowledge that any knowingly false or misleading statements may be punishable by fine or imprisonment or both under applicable law.			6. Date Application Received _____ (Stamped) _____
2. Signature 	3. Title <p align="center">Manager of Registrations</p>		
4. Typed Name <p align="center">Robert Avalos robert.avalos@cpsagu.com</p>	5. Date <p align="center">6/11/2014</p>		



6/18 8/08

June 11, 2014

Document Processing Desk (PM 22)
 Office of Pesticide Programs (7504C)
 U.S. Environmental Protection Agency
 Room S4900, One Potomac Yard
 2777 S Crystal Drive
 Arlington VA 22202

**Subject: ENSIGN 720 FLOWABLE FUNGICIDE (EPA Reg. No. 34704-966)
 Notification to update Prop 65 Statement**

Dear Tony Kish,

Loveland Products, Inc. is submitting a notification for ENSIGN 720 (EPA Reg. No. 34704-966), to update Prop 65 Statement.

Attached, please find the following documents in support of this application:

1. Form 8570-1 Application
2. ~~Five~~ ^{one} copies of the final printers proof
3. One copy of the final label with revision in red text.

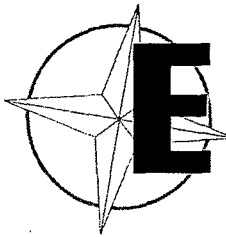
This notification is consistent with the provisions of PR Notice 98-10 and EPA regulations at 40 CFR 152.46, and no other changes have been made to the labeling or the confidential statement of formula of this product. I understand that it is a violation of 18 U.S.C. Sec. 1001 to willfully make any false statement to EPA. I further understand that if this notification is not consistent with the terms of PR Notice 98-10 and 40 CFR 152.46, this product may be in violation of FIFRA and I may be subject to enforcement action and penalties under sections 12 and 14 of FIFRA.

If there are any questions or comments concerning this submission, please contact me at 970-685-3355 or by email: robert.avalos@cpsagu.com

Cordially,

Robert Avalos
 Manager of Registrations
 robert.avalos@cpsagu.com

cccc
 cccc
 cccc
 cccc
 cccc
 cccc
 cccc
 cccc
 cccc
 cccc
 cccc
 cccc
 cccc
 cccc



Ensign[®] 720

FLOWABLE FUNGICIDE

GROUP M 5 FUNGICIDE

9/18

FOR CONTROL OF TURF AND ORNAMENTAL DISEASES.

FOR CONTROL OF DISEASES OF APRICOT, CHERRY (SWEET AND TART), NECTARINE, PEACH, PLUM AND PRUNE TREES.

ACTIVE INGREDIENT:

Chlorothalonil (tetrachloroisophthalonitrile) 54.0%

OTHER INGREDIENTS: 46.0%

TOTAL 100.0%

Contains 6.0 pounds chlorothalonil per gallon (720 grams per liter)

KEEP OUT OF REACH OF CHILDREN CAUTION

See additional precautionary statements and directions for use inside booklet.

FIRST AID

If swallowed:	<ul style="list-style-type: none"> • Call a poison control center or doctor immediately for treatment advice. • Have person sip a glass of water if able to swallow. • Do not induce vomiting unless told to do so by a poison control center or doctor. • Do not give anything by mouth to an unconscious person.
If on skin or clothing:	<ul style="list-style-type: none"> • Take off contaminated clothing. • Rinse skin immediately with plenty of water for 15 to 20 minutes. • Call a poison control center or doctor for treatment advice.
If inhaled:	<ul style="list-style-type: none"> • Move person to fresh air. • If person is not breathing, call 911 or an ambulance, then give artificial respiration, preferably mouth to mouth, if possible. • Call a poison control center or doctor for further treatment advice.
If in eyes:	<ul style="list-style-type: none"> • Hold eye open and rinse slowly and gently with water for 15 to 20 minutes. • Remove contact lenses, if present, after the first 5 minutes, then continue rinsing eye. • Call a poison control center or doctor for treatment advice.

NOTE TO PHYSICIAN: Persons suffering with temporary allergic skin reactions may respond to treatment with oral antihistamines and topical or oral steroids.

Have the product container or label with you when calling a poison control center or doctor, or going for treatment.

FOR A MEDICAL EMERGENCY INVOLVING THIS PRODUCT CALL: 1-866-944-8565.

NOTIFICATION

JUL 02 2014

EPA REG. NO. 34704-966

EPA EST. NO. 50534-TX-001

NET CONTENTS 2.5 GAL (9.46 L)

020714 V2D 06B14

**PRECAUTIONARY STATEMENTS
HAZARDS TO HUMANS AND DOMESTIC ANIMALS
CAUTION**

Harmful if swallowed, absorbed through skin, or inhaled. Causes moderate eye irritation. Avoid contact with skin, eyes, or clothing. Avoid breathing spray mist. Prolonged or frequently repeated skin contact may cause allergic reactions in some individuals.

Personal Protective Equipment (PPE)

Some materials that are chemical-resistant to this product are made of any waterproof material. If you want more options, follow the instructions for Category A on an EPA chemical resistance category selection chart.

Mixers, Loaders, Applicators and all other handlers must wear:

- Long-sleeved shirt and long pants,
- Chemical resistant gloves made of any waterproof material - Category A (e.g., barrier laminate, butyl rubber, nitrile rubber, neoprene rubber, natural rubber, polyethylene, polyvinyl chloride (PVC) or viton),
- Shoes plus socks,
- Protective eyewear,
- NIOSH approved dust/mist filtering respirator (MSHA/NIOSH approval number prefix TC 21C) or a NIOSH approved respirator with any N, R, P or HE filter for applicators and handlers in enclosed areas such as a greenhouse.

Follow manufacturer's instructions for cleaning/maintaining PPE. If no such instructions for washables, use detergent and hot water. Keep and wash PPE separately from other laundry.

Engineering Control Statements

When handlers use closed systems, enclosed cabs, or aircraft in a manner that meets the requirements listed in the Worker Protection Standard (WPS) for agricultural pesticides [40 CFR 170.240(d)(4-6)], the handler PPE requirements may be reduced or modified as specified in the WPS.

USER SAFETY RECOMMENDATIONS

Users should:

- Wash hands before eating, drinking, chewing gum, using tobacco or using the toilet.
- Remove PPE immediately after handling this product. Wash the outside of gloves before removing. As soon as possible, wash thoroughly and change into clean clothing.
- Remove clothing immediately if pesticide gets inside. Then wash thoroughly and put on clean clothing.

ENVIRONMENTAL HAZARDS

This product is toxic to aquatic invertebrates and wildlife. **DO NOT** apply directly to water, to areas where surface water is present or to intertidal areas below the mean high water mark. Drift and runoff may be hazardous to aquatic organisms in neighboring areas. **DO NOT** contaminate water when disposing of equipment wash water or rinsate.

This chemical is known to leach through soil into groundwater under certain conditions as a result of label use. Use of this chemical in areas where soils are permeable, particularly where the water table is shallow, may result in groundwater contamination.

This chemical can contaminate surface water through spray drift. Under some conditions, it may also have a high potential for runoff into surface water for several days to weeks after application. These include poorly draining or wet soils with readily visible slopes toward adjacent surface waters, frequently flooded areas, areas over-laying extremely shallow ground water, areas with infield canals or ditches that drain to surface water, areas not separated from adjacent surface waters with vegetated filter strips, and areas over-laying tile drainage systems that drain to surface water.

ATTENTION: This product contains chemicals known to the State of California to cause cancer or birth defects or other reproductive harm.

DIRECTIONS FOR USE

It is a violation of Federal law to use this product in a manner inconsistent with its labeling.

Ensign® 720 Flowable Fungicide must be used only in accordance with recommendations on this label or in separately published supplemental labeling recommendations for this product.

DO NOT apply this product in a way that will contact workers or other persons or pets either directly or through drift.

Only protected handlers may be in the area during application. For any requirements specific to your State or Tribe, consult the agency responsible for pesticide regulation.

6/08

ENSIGN® 720 FLOWABLE FUNGICIDE
EPA REG. NO. 34704-966

Agricultural Use Sites: Sod farms; ornamental nurseries and greenhouses; conifer (nursery beds, Christmas tree and bough) production plantations, and tree seed orchards); and apricot, cherry (sweet and tart), nectarine, peach, plum and prune trees.

AGRICULTURAL USE REQUIREMENTS

Use this product only in accordance with its labeling and with the Worker Protection Standard (WPS), 40 CFR part 170. This Standard contains requirements for the protection of agricultural workers on farms, nurseries, and greenhouses and handlers of agricultural pesticides. It contains requirements for training, decontamination, notification, and emergency assistance. It also contains specific instructions and exceptions pertaining to the statements on this label about personal protective equipment (PPE) and restricted-entry interval (REI). The requirements in this box only apply to uses of this product that are covered by the Worker Protection Standard.

DO NOT enter or allow workers to enter treated areas during the restricted entry interval (REI) of 12 hours.

PPE required for early entry to treated areas that is permitted under the Worker Protection Standard and that involves contact with anything that has been treated, such as plants, soil, or water, is: coveralls, chemical resistant gloves made of any waterproof material, shoes plus socks and protective eyewear.

Special Eye Irritation Provisions: This product is a severe eye irritant. Although the restricted entry interval expires after 12 hours, for the next 6.5 days entry is permitted only when the following safety measures are provided:

1. At least one container designed specifically for flushing eyes must be available in operating condition at the WPS required decontamination site intended for workers entering the treated area.
2. Workers must be informed, in a manner they can understand:
 - that residues in the treated area may be highly irritating to their eyes;
 - that they should take precautions, such as refraining from rubbing their eyes, to keep the residues out of their eyes;
 - that if they do get residues in their eyes, they should immediately flush their eyes using the eyeflush container that is located at the decontamination site or using other readily available clean water; and
 - how to operate the eyeflush container.

Non-Agricultural Uses

For use to control turf diseases on golf courses, on lawns around commercial (non-residential) and industrial buildings, and on professional and collegiate athletic fields.

For use to control diseases of ornamentals on golf courses and landscape areas around residential, institutional, public, commercial and industrial buildings, parks, recreational areas and athletic fields.

NON-AGRICULTURAL USE REQUIREMENTS

The requirements in this box apply to uses of this product that are NOT within the scope of the Worker Protection Standard for agricultural pesticides (40 CFR Part 170). The WPS applies when this product is used to produce agricultural plants on farms, nurseries, or greenhouses.

DO NOT enter or allow others to enter area until sprays have dried.

USE INFORMATION

Ensign 720 Flowable Fungicide is an excellent disease control agent when used according to label directions for control of a broad spectrum of plant diseases. Ensign 720 Flowable Fungicide is recommended for use in programs that are compatible with the principles of Integrated Pest Management (IPM), which include the use of disease resistant crop varieties, cultural practices, pest scouting and disease forecasting systems, which reduce unnecessary applications of pesticides.

Ensign 720 Flowable Fungicide is effective for strategic use in programs that attempt to minimize disease resistance to fungicides. Some other fungicides that are at risk from disease resistance exhibit a single-site mode of fungicidal action. Ensign 720 Flowable Fungicide, with a multi-site mode of action, may be used to delay or prevent the development of resistance to single-site fungicides. Consult your federal or state Cooperative Extension Service representatives for guidance on the proper use of Ensign 720 Flowable Fungicide in programs which seek to minimize the occurrence of disease resistance to other fungicides.

USE PRECAUTIONS AND RESTRICTIONS

Do not use on home lawns and turf sites associated with apartment buildings, daycare centers, playgrounds, play fields, recreational park athletic fields, athletic fields located on or next to schools (i.e., elementary, middle and high schools), campgrounds, churches and theme parks.

Do not apply to forests.

Agricultural Use Sites: Sod farms; ornamental nurseries and greenhouses; conifer nursery beds, Christmas tree and bough production plantations, and tree seed orchards; and apricot, cherry, nectarine, peach, plum and prune trees.

7/18

ENSIGN® 720 FLOWABLE FUNGICIDE
EPA REG. NO. 34704-966

This product must not be applied within 150 feet (for aerial applications) or 25 feet (for ground applications) of marine/estuarine water bodies unless there is an untreated buffer area of that width between the area to be treated and the water body.

Non-Agricultural Uses

For use to control turf diseases on golf courses, on lawns around commercial (non-residential) and industrial buildings, and on professional and collegiate athletic fields.

For use to control diseases of ornamentals on golf courses and landscape areas around residential, institutional, public, commercial and industrial buildings, parks, recreational areas and athletic fields.

TANK MIX PRECAUTIONS AND RESTRICTIONS

DO NOT combine Ensign 720 Flowable Fungicide in the spray tank with pesticides, surfactants or fertilizers, unless your prior use has shown the combination physically compatible, effective and noninjurious under your conditions of use. **DO NOT** combine Ensign 720 Flowable Fungicide with Dipel®, Latron B-1956® or Latron AG-98®, horticultural oil, and products containing xylene as phytotoxicity may result from the combination when applied to some species on this label.

The required amount of Ensign 720 Flowable Fungicide should be added slowly into the spray tank during filling. With concentrate sprays, pre-mix the required amount of Ensign 720 Flowable Fungicide in a clean container and add to the spray tank as it is being filled. Keep agitator running when filling spray tank and during spray operations.

SPRAY DRIFT PRECAUTIONS

DO NOT apply when wind speed favors drift beyond the target area. Observe all spray drift precautions for ground, aerial and chemigation applications.

Avoiding spray drift at the application site is the responsibility of the applicator. The interaction of many equipment and weather related factors determine the potential for spray drift. The applicator and the grower are responsible for considering all these factors when making decisions.

The following drift management requirements must be followed to avoid off target drift movement from aerial applications to agricultural field crops. These requirements do not apply to forestry applications, public health uses or applications using dry formulations.

1. The distance of the outer most nozzles on the boom must not exceed 3/4 the length of the wingspan or rotor.
2. Nozzles must always point backward parallel with the air stream and never be pointed downwards more than 45 degrees.

Where states have more stringent regulations, they must be observed.

The applicator should be familiar with and take into account the information covered in the *Aerial Drift Reduction Advisory Information*.

Aerial Drift Reduction Advisory Information

[This section is advisory in nature and does not supercede the mandatory label requirements.]

Information on Droplet Size

The most effective way to reduce drift potential is to apply large droplets. The best drift management strategy is to apply the largest droplets that provide sufficient coverage and control. Applying larger droplets reduces drift potential, but will not prevent drift if applications are made improperly, or under unfavorable conditions (see Wind, Temperature).

Controlling Droplet Size

- **Volume** - Use high flow rate nozzles to apply the highest practical spray volume. Nozzles with higher rated flows produce larger droplets.
- **Pressure** - Do not exceed the nozzle manufacturer's recommended pressures. For many nozzle types, lower pressure produces larger droplets. When higher flow rates are needed, use higher flow rate nozzles instead of increasing pressure.
- **Number of Nozzles** - Use the minimum number of nozzles that provide uniform coverage.
- **Nozzle Orientation** - Orienting the nozzles so that the spray is released parallel to the airstream produces larger droplets than other orientations and is the recommended practice. Significant deflection from horizontal will reduce droplet size and increase drift potential.
- **Nozzle Type** - Use a nozzle type that is designed for the intended application. With most nozzle types, narrower spray angles produce larger droplets. Consider using low-drift nozzles. Solid stream nozzles oriented straight back produce the largest droplets and the lowest drift potential.

Boom Length

For some use patterns, reducing the effective boom length to less than 3/4 of the wingspan or rotor length may further reduce drift without reducing swath width.

8/18

ENSIGN® 720 FLOWABLE FUNGICIDE
EPA REG. NO. 34704-966

Application Height

Applications should not be made at a height greater than 10 feet above the top of the largest plants, unless a greater height is required for aircraft safety. Making applications at the lowest height that is safe reduces exposure of droplets to evaporation and wind.

Swath Adjustment

When applications are made with a crosswind, the swath will be displaced downward. Therefore, on the upwind and downwind edges of the field, the applicator must compensate for this displacement by adjusting the path of the aircraft upwind. Swath adjustment distance should increase with increasing drift potential (higher wind, smaller drops, etc.).

Wind

Drift potential is lowest between wind speeds of 2 to 10 mph. However, many factors, including droplet size and equipment type, determine drift potential at any given speed. Application should be avoided below 2 mph due to variable wind direction and high inversion potential. NOTE: Local terrain can influence wind patterns. Every applicator should be familiar with local wind patterns and how they affect spray drift.

Temperature and Humidity

When making applications in low relative humidity, set up equipment to produce larger droplets to compensate for evaporation. Droplet evaporation is most severe when conditions are both hot and dry.

Temperature Inversions

Applications should not occur during a temperature inversion because drift potential is high. Temperature inversions restrict vertical air mixing, which causes small suspended droplets to remain in a concentrated cloud. This cloud can move in unpredictable directions due to the light variable winds common during inversions. Temperature inversions are characterized by increasing temperatures with altitude and are common on nights with limited cloud cover and light to no wind. They begin to form as the sun sets and often continue into the morning. Their presence can be indicated by ground fog; however, if fog is not present, inversions can also be identified by the movement of smoke from a ground source or an aircraft smoke generator. Smoke that layers and moves laterally in a concentrated cloud (under low wind conditions) indicates an inversion, while smoke that moves upward and rapidly dissipates indicates good vertical air mixing.

Sensitive Areas

The pesticide should only be applied when the potential for drift to adjacent sensitive areas (e.g., residential areas, bodies of water, known habitat for threatened or endangered species, nontarget crops) is minimal (e.g., when wind is blowing away from the sensitive areas).

APPLICATION

Application and Calibration Techniques for Sprinkler Irrigation - Chemigation

Apply this product only through center pivot, motorized lateral move, traveling gun, solid set or portable (wheel move, side roll, end tow, or hand move) irrigation system(s). **DO NOT** apply this product through any other type of irrigation system. **DO NOT** use Ensign 720 Flowable Fungicide through sprinkler irrigation equipment on golf courses.

Crop injury, lack of effectiveness, or illegal pesticide residues in the crop can result from non-uniform distribution of treated water.

If you have questions about calibration, you should contact State Extension Service specialists, equipment manufacturers or other experts.

DO NOT apply this product through irrigation systems connected to a public water system. Public water system means a system for the provision to the public of piped water for human consumption if such system has at least 15 service connections or regularly serves an average of at least 25 individuals daily at least 60 days per year.

Controls for both irrigation water and pesticide injection systems must be functionally interlocked, so as to automatically terminate pesticide injection when the irrigation water pump motor stops. A person knowledgeable of the irrigation system and responsible for its operation shall be present so as to discontinue pesticide injection and make necessary adjustments, should the need arise.

The irrigation water pipeline must be fitted with a functional, automatic, quick-closing check valve to prevent the flow of treated irrigation water back toward the water source. The pipeline must also be fitted with a vacuum relief valve and low pressure drain, located between the irrigation water pump and the check valve, to prevent back-siphoning of treated irrigation water into the water source.

Always inject Ensign 720 Flowable Fungicide into irrigation water after it discharges from the irrigation pump and after it passes through the check valve. Never inject pesticides into the intake line on the suction side of the pump.

Pesticide injection equipment must be fitted with a functional, normally closed, solenoid-operated valve located on the intake side of the injection pump. Interlock this valve to the power system, so as to prevent fluid from being withdrawn from the chemical supply tank when the irrigation system is either automatically or manually turned off.

9/18

ENSIGN® 720 FLOWABLE FUNGICIDE
EPA REG. NO. 34704-966

The pesticide injection pipeline must contain a functional, automatic, quick-closing check valve to prevent the flow of fluid back toward the injection pump.

The irrigation line or water pump must include a functional pressure switch which will stop the water pump motor when the water pressure decreases to the point where pesticide distribution is adversely affected.

Spray mixture in the chemical supply tank must be agitated at all times, otherwise settling and uneven application may occur. **DO NOT** apply when wind speed favors drift beyond the area intended for treatment.

Systems must use a metering pump, such as a positive displacement injection pump (e.g., diaphragm pump), effectively designed and constructed of materials that are compatible with pesticides and capable of being fitted with a system interlock.

Ensign 720 Flowable Fungicide may be used through two basic types of sprinkler irrigation systems as outlined in Sections A and B below. Determine which type of system is in place, then refer to the appropriate directions provided for each type.

A. Center Pivot, Motorized Lateral Move and Traveling Gun Irrigation Equipment

For injection of pesticides, these continuously moving systems must use a positive displacement injection pump, of either diaphragm or piston type, constructed of materials that are compatible with pesticides and capable of being fitted with a system interlock and capable of injection at pressures approximately 2 to 3 times those encountered within the irrigation water line. Venturi applicator units cannot be used on these systems.

Fill chemical supply tank of injection equipment with water. Operate system for one complete revolution or run across the field, measuring time required, amount of water injected, and acreage covered.

Thoroughly mix recommended amount of Ensign 720 Flowable Fungicide for acreage to be covered into same amount of water used during calibration and inject into system continuously for one revolution or run. Mixture in the chemical supply tank must be continuously agitated during the injection run. Shut off injection equipment after one revolution or run, but continue to operate irrigation system until Ensign 720 Flowable Fungicide has been cleared from last sprinkler head.

B. Solid Set and Portable (Wheel Move, Side Roll, End Tow, or Hand Move) Irrigation Equipment

With stationary systems, an effectively designed in-line Venturi applicator unit is preferred which is constructed of materials that are compatible with pesticides; however, a positive-displacement pump can also be used.

Determine acreage covered by sprinkler. Fill tank of injection equipment with water and adjust flow to use contents over a 30- to 45-minute period. Mix desired amount of Ensign 720 Flowable Fungicide for acreage to be covered with water so that the total mixture of Ensign 720 Flowable Fungicide plus water in the injection tank is equal to the quantity of water used during calibration, and operate entire system at normal pressures recommended by the manufacturer of injection equipment used, for amount of time established during calibration. Agitation is recommended. Ensign 720 Flowable Fungicide can be injected at the beginning or end of the irrigation cycle or as a separate application. Stop injection equipment after treatment is completed and continue to operate irrigation system until Ensign 720 Flowable Fungicide has been cleared from last sprinkler head.

DIRECTIONS FOR APPLICATION

TURF

NOTE: Do not use on home lawns and turf sites associated with apartment buildings, daycare centers, playgrounds, play fields, recreational park athletic fields, athletic fields located on or next to schools (i.e., elementary, middle and high schools), campgrounds, churches and theme parks.

Group A. Golf Course Fairways and Roughs, Lawns around Commercial and Industrial Buildings, and Professional and Collegiate Athletic Fields

DO NOT mow or water after treatment until spray deposited on turfgrass is thoroughly dry; Ensign 720 Flowable Fungicide should always be used in conjunction with good turf management practices.

Spray Volume: Apply Ensign 720 Flowable Fungicide in an adequate amount of water to provide complete coverage. This amount may vary from 30.0 to 450 gallons per acre. See table below for suggested rates and timing.

Restrictions

- Do not apply more than 34.7 pints per acre (12.7 fluid ounces per 1000 square feet) of Ensign 720 Flowable Fungicide per growing season (26.0 pounds active ingredient per acre per growing season).
- The minimum retreatment interval for single application rates up to 9.75 pints per acre (3.6 fluid ounces per 1000 square feet) of Ensign 720 Flowable Fungicide (7.3 pounds active ingredient per acre) is 7 days.
- Do not apply more than 1 application of a rate greater than 9.75 pints per acre (3.6 fluid ounces per 1000 square feet) of Ensign 720 Flowable Fungicide (7.3 pounds active ingredient per acre) per growing season.
- The maximum single application rate is 15.1 pints per acre (5.5 fluid ounces per 1000 square feet) of Ensign 720 Flowable Fungicide (11.3 pounds active ingredient per acre).

10/18

ENSIGN® 720 FLOWABLE FUNGICIDE
EPA REG. NO. 34704-966

Group B| Golf Course Tees and Greens

DO NOT mow or water after treatment until spray deposited on turfgrass is thoroughly dry. Ensign 720 Flowable Fungicide should always be used in conjunction with good turf management practices.

Spray Volume: Apply Ensign 720 Flowable Fungicide in an adequate amount of water to provide complete coverage. This amount may vary from 90.0 to 450 gallons per acre. See table below for suggested rates and timing. Under severe disease conditions use the highest rate and shortest interval corresponding with the application schedule selected from the table below.

Restrictions

Golf Course Tees

- Do not apply more than 69.3 pints per acre (25.4 fluid ounces per 1000 square feet) of Ensign 720 Flowable Fungicide (52.0 pounds active ingredient per acre) per growing season.
- The minimum re-treatment interval for single application rates **up to** 9.75 pints per acre (3.6 fluid ounces per 1000 square feet) of Ensign 720 Flowable Fungicide (7.3 pounds active ingredient per acre) is 7 days.
- The minimum re-treatment interval after an application of a rate **greater than** 9.75 pints per acre (3.6 fluid ounces per 1000 square feet) of Ensign 720 Flowable Fungicide (7.3 pounds active ingredient per acre) is 14 days.
- Do not apply more than 2 applications of a rate greater than 9.75 pints per acre (3.6 fluid ounces per 1000 square feet) of Ensign 720 Flowable Fungicide (7.3 pounds active ingredient per acre) per growing season.
- The maximum single application rate is 15.1 pints per acre (5.5 fluid ounces per 1000 square feet) of Ensign 720 Flowable Fungicide (11.3 pounds active ingredient per acre).

Golf Course Greens

- Do not apply more than 97.3 pints per acre (35.7 fluid ounces per 1000 square feet) of Ensign 720 Flowable Fungicide (73.0 pounds active ingredient per acre) per growing season.
- The minimum re-treatment interval for single application rates **up to** 9.75 pints per acre (3.6 fluid ounces per 1000 square feet) of Ensign 720 Flowable Fungicide (7.3 pounds active ingredient per acre) is 7 days and the minimum re-treatment interval after an application of a rate **greater than** 9.75 pints per acre (3.6 fluid ounces per 1000 square feet) of Ensign 720 Flowable Fungicide (7.3 pounds active ingredient per acre) is 14 days.
- Do not apply more than 2 applications of a rate greater than 9.75 pints per acre (3.6 fluid ounces per 1000 square feet) of Ensign 720 Flowable Fungicide (7.3 pounds active ingredient per acre) per growing season.
- The maximum single application rate is 15.1 pints per acre (5.5 fluid ounces per 1000 square feet) of Ensign 720 Flowable Fungicide (11.3 pounds active ingredient per acre).

Sod Farms

DO NOT mow or water after treatment until spray deposited on turfgrass is thoroughly dry. Ensign 720 Flowable Fungicide should always be used in conjunction with good turf management practices.

Spray Volume: Apply Ensign 720 Flowable Fungicide in 30.0 to 450 gallons of water per acre.

Restrictions

- **NOTE:** Sod farm turf treated with chlorothalonil prior to harvest **must** be mechanically cut, rolled, and harvested.
- Do not use for sod farms at application rates greater than 13.0 pounds of active ingredient per acre per year.
- Do not apply more than 17.0 pints per acre (6.4 fluid ounces per 1000 square feet) of Ensign 720 Flowable Fungicide per growing season (13.0 pounds active ingredient per acre) per growing season.
- The minimum re-treatment interval for single application rates up to 9.75 pints per acre (3.6 fluid ounces per 1000 square feet) of Ensign 720 Flowable Fungicide (7.3 pounds active ingredient per acre) is 7 days.
- Do not apply more than 1 application of a rate greater than 9.75 pints per acre (3.6 fluid ounces per 1000 square feet) of Ensign 720 Flowable Fungicide (7.3 pounds active ingredient per acre) per growing season.
- The maximum single application rate is 15.1 pints per acre (5.5 fluid ounces per 1000 square feet) of Ensign 720 Flowable Fungicide (11.3 pounds active ingredient per acre).

Application Timing (All Turf)

Begin applications when conditions favor disease development and repeat applications as long as these conditions persist. Under severe disease conditions, use the highest rate and shortest interval corresponding with the application schedule selected from the table below.

Diseases Controlled*	Application Interval (days)	Pre-Disease Rates ^a			Post-Disease Rates ^a		
		Fl Oz Product/ 1000 Sq Ft	Pt Product/ Acre	Lb AI/Acre	Fl Oz Product/ 1000 Sq Ft	Pt Product/ Acre	Lb AI/Acre
Dollar Spot	7 to 10	1.0 ^b to 2.0	2.8 ^b to 5.0	2.1 ^b to 4.1	-	-	-
	7 to 21	2.0 to 3.6	5.5 to 9.75	4.1 to 7.3	-	-	-
	14	-	-	-	4.0 to 5.5	11.0 to 15.1	8.25 to 11.3

Table cont'd next page

ENSIGN® 720 FLOWABLE FUNGICIDE
EPA REG. NO. 34704-966

11/18

Diseases Controlled*	Application Interval (days)	Pre-Disease Rates ^a			Post-Disease Rates ^a		
		Fl Oz Product/ 1000 Sq Ft	Pt Product/ Acre	Lb AI/Acre	Fl Oz Product/ 1000 Sq Ft	Pt Product/ Acre	Lb AI/Acre
Leafspot	7 to 10	2.0	5.5	4.1	-	-	-
Melting-out	7 to 21	2.0 to 3.6	5.5 to 9.75	4.1 to 7.3	-	-	-
Brown blight	14	-	-	-	4.0 to 5.5	11.0 to 15.1	8.25 to 11.3
Brown patch	7 to 14	2.0 to 3.6	5.5 to 9.75	4.1 to 7.3	-	-	-
	14	-	-	-	4.0 to 5.5	11.0 to 15.1	8.25 to 11.3
Gray leafspot	7 to 10	2.0 to 3.6	5.5 to 9.75	4.1 to 7.3	-	-	-
	14	-	-	-	4.0 to 5.5	11.0 to 15.1	8.25 to 11.3
Red thread	7 to 10	2.0 to 3.6	5.5 to 9.75	4.1 to 7.3	-	-	-
	14	3.6 to 5.5	9.9 to 15.1	7.4 to 11.3	5.5	15.1	11.3
Anthracnose	7 to 14	3.0 to 3.6	8.3 to 9.75	6.2 to 7.3	-	-	-
	14	3.65 to 5.5	9.9 to 15.1	7.4 to 11.3	-	-	-
Copper spot	14	4.0 to 5.5	11.0 to 15.1	8.25 to 11.3	5.5	15.1	11.3
Stem rust (Bluegrass)	14	4.0 to 5.5	11.0 to 15.1	8.25 to 11.3	5.5	15.1	11.3
DICHONDRA: Leafspot (CA only)	14	4.0 to 5.5	11.0 to 15.1	8.25 to 11.3	5.5	15.1	11.3
Gray snow mold ^c	30	5.5	15.1	11.3	-	-	-
Fusarium (Gerlachia) patch ^c	21 to 28	5.5	15.1	11.3	-	-	-
Algae ^c	7 to 14	2.0 to 3.6	5.5 to 9.75	4.1 to 7.3	2.0 to 3.6	5.5 to 9.75	4.1 to 7.3
	14	-	-	-	4.0 to 5.5	11.0 to 15.1	8.25 to 11.3

^a **Group A Turf:** Limit of 1 application per season at rates greater than 7.3 pounds active ingredient per acre (9.75 pints per acre or 3.6 fluid ounces per 1000 square feet) of Ensign 720 Flowable Fungicide.

Group B Turf: Limit of 2 applications per season at rates greater than 7.3 pounds active ingredient per acre (9.75 pints per acre or 3.6 fluid ounces per 1000 square feet) of Ensign 720 Flowable Fungicide.

^b Low rate is not effective on intensively mowed turfgrasses such as golf course tees and greens.

^c See specific use directions below.

*Diseases listed are caused by fungi, some of which are named as follows:

- Dollar spot: *Sclerotinia homeocarpa*; *Lanzia* or *Moellerodiscus* spp.
- Leafspots, Melting-out, Brown blight: *Drechslera* spp. (including *D. poae*, *D. siccans*), *Bipolaris sorokiniana*, *Curvularia* spp.
- Brown patch: *Rhizoctonia solani*, *R. zeae*, *R. cerealis*
- Gray leafspot: *Pyricularia grisea*, *P. oryzae*
- Red thread: *Laetisaria fuciformis*
- Anthracnose: *Colletotrichum graminicola*
- Copper spot: *Gloeocercospora sorghi*
- Stem rust: *Puccinia graminis*
- Dichondra leaf spot: *Alternaria* spp.
- Gray snow mold: *Typhula* spp.
- Fusarium (Gerlachia) Patch
- Algae

Gray snow mold caused by *Typhula* spp.

Group A and B - Turf: Apply in sufficient water to obtain adequate coverage (2.0 to 10.0 gallons per 1000 square feet). Apply 1 application 15.1 pints per acre (5.5 fluid ounces per 1000 square feet) of Ensign 720 Flowable Fungicide (11.3 pounds active ingredient per acre). Application must be made before snow cover in autumn.

Group B Turf: If snow cover is intermittent or lacking during the winter, a second application of Ensign 720 Flowable Fungicide at 15.1 pints per acre (5.5 fluid ounces per 1000 square feet) may be applied 1 month after the first application.

Fusarium (Gerlachia) patch

Group A and B Turf: In areas where Pink snow mold (Gerlachia or Fusarium patch) is likely to occur, apply Ensign 720 Flowable Fungicide at 15.1 pints per acre (5.5 fluid ounces per 1000 square feet) (11.3 pounds active ingredient per acre) in combination with products containing iprodione at 88.0 fluid ounces active ingredient per acre (2.0 fluid ounces active ingredient per 1000 square feet) of turf area. Read

14/18

ENSIGN® 720 FLOWABLE FUNGICIDE
EPA REG. NO. 34704-966

and observe all label directions for products containing these active ingredients. For control of Fusarium patch only in areas where snow cover is intermittent or lacking during the winter, apply 15:1 pints per acre (5.5 fluid ounces per 1000 square feet) of Ensign 720 Flowable Fungicide (11.3 pounds active ingredient per acre). Make application in late autumn.

Group B Turf: Apply a second application of 15.1 pints per acre (5.5 fluid ounces per 1000 square feet) of Ensign 720 Flowable Fungicide, 21 to 28 days after the first application unless conditions favorable for Fusarium patch no longer prevail.

Algae

Group A and B Turf: For prevention of Algae on turfgrasses, apply Ensign 720 Flowable Fungicide at the rate of 5.5 to 9.75 pints per acre (2.0 to 3.6 fluid ounces per 1000 square feet) (4.1 to 7.3 pounds active ingredient per acre) on a 7- to 14-day schedule. Under severe Algae conditions use the 9.75 pints per acre (3.6 fluid ounces per 1000 square feet) rate and apply on a 7-day schedule.

When Algae is well established, every attempt should be made to dry out the afflicted area. Once dry, spiking or verticutting should be done to enhance turfgrass recovery in conjunction with a Ensign 720 Flowable Fungicide application at the rate of 11.0 to 15.1 pints per acre (4.0 to 5.5 fluid ounces per 1000 square feet).

Group B Turf: A second application of Ensign 720 Flowable Fungicide at the 15.1 pints per acre (5.5 fluid ounces per 1000 square feet) rate may be made 14 days after the first application.

Group A and B Turf: Following application of the 15.1 pints per acre (5.5 fluid ounces per 1000 square feet) rate, several applications of Ensign 720 Flowable Fungicide at a rate of 5.5 to 9.75 pints per acre (2.0 to 3.6 fluid ounces per 1000 square feet) (4.1 to 7.3 pounds active ingredient per acre) on a 7- to 14-day interval may be necessary for turfgrass recovery. Only a preventive spray program with Ensign 720 Flowable Fungicide will prevent a recurrence of the Algae when environmental conditions are favorable.

Ornamental Plants

Apply Ensign 720 Flowable Fungicide at a rate of 1.375 pints (1.0 pound active ingredient) per 100 gallons of water unless other directions are given in the tables below.

DO NOT apply more than 48.5 pints Ensign 720 Flowable Fungicide (36.4 pounds active ingredient per acre) per growing season to field grown ornamentals.

Apply in a spray to run-off, when conditions are favorable for disease development. Repeat applications at 7- to 14-day intervals until conditions are no longer favorable. During periods when conditions favor severe disease incidence, generally cloudy or wet weather, apply Ensign 720 Flowable Fungicide at 7-day intervals. The minimum re-treatment interval is 7 days.

Ensign 720 Flowable Fungicide should be applied to plants when both foliage and flowers are dry, or nearly dry.

DO NOT combine Ensign 720 Flowable Fungicide in the spray tank with pesticides, surfactants or fertilizers, unless your prior use has shown the combination to be physically compatible, effective and noninjurious under your conditions of use.

Ensign 720 Flowable Fungicide may be used in greenhouses. **DO NOT** use mistblowers or high pressure spray equipment when making applications of Ensign 720 Flowable Fungicide in greenhouses.

Use of Ensign 720 Flowable Fungicide is recommended for control of fungal diseases referred to by numbers in parentheses following each ornamental. Ornamentals listed on this label have been tested and found to tolerate applications of Ensign 720 Flowable Fungicide at the recommended rates. The user should test for possible phytotoxic responses, using recommended rates on ornamental plants on a small area prior to commercial use. Applications made during bloom may damage flowers and/or fruits.

Fruits and other structures which may be borne on treated plants **MUST NOT BE EATEN.**

Ornamentals recommended for treatment with Ensign 720 Flowable Fungicide
Broadleaf Shrubs and Trees

Andromeda (Pieris) (4)	Euonymus (1)	Lilac (5)	Rhododendron (1,2,4)
Ash (Fraxinus) (1)	Firethorn (Pyracantha) (1)	Magnolia (1)	Sand Cherry (1,2)
Aspen (1)	Flowering Almond (1,2)	Maple (1)	Sequoia (1)
Azalea (1,2,4)	Flowering Cherry (1,2)	Mountain Laurel (1)	Spiraea (1)
Buckeye, Horsechestnut (1)	Flowering Peach (1,2)	Oak (red group only) (1,7)	Sycamore, Platanée (1)
Cherry-Laurel (1)	Flowering Plum (1,2)	Oregon-Grape (Mahonia) (6)	Viburnum (5)
Crabapple (1,6,8)	Flowering Quince (1,2)	Photinia (1)	Walnut (Juglans) (1)
Dogwood (1)	Hawthorn (1,6)	Poplar (1)	
Eucalyptus (3)	Holly (1)	Privet (Ligustrum) (1)	

13/18

ENSIGN® 720 FLOWABLE FUNGICIDE
EPA REG. NO. 34704-966

Flowering Plants^a and Bulbs

Arabian Violet (2)	Gladiolus (1,2)	Pansy (1)
Begonia (1)	Hollyhock (6)	Petunia (1,4)
Camellia (2)	Hydrangea (foliage only) (1,6)	Phlox (1)
Carnation (1,2)	Iris (1,2)	Poinsettia ^b (1)
Chrysanthemum (1,2)	Iris, bulbous (1)	Rose ^c (1)
Crocus (1)	Lily (1)	Statice (1)
Daffodil (1)	Lily, Asiatic (1)	Tulip (1)
Daisy (1)	Marigold (1)	Zinnia (1,5)
Geranium (1,6)	Narcissus (1)	

^a Avoid applications during bloom period on plants where flower injury is unacceptable.
^b Discontinue applications prior to bract formation; phytotoxicity is possible on the bracts.
^c Use 1.0 pint Ensign 720 Flowable Fungicide (0.75 pound active ingredient) per 100 gallons of water.

Foliage Plants

Aglaonema (1)	Ficus (1)	Philodendron (1,4)
Areca palm (1)	Lipstick plant (1)	Prayer plant (Maranta) (1)
Artemesia (1)	Ming aralia (1)	Syngonium (1)
Dumbcane (Dffenbachia) (1)	Oyster plant (Rhoeo) (1)	Zebra plant (Aphelandra) (1)
Dracaena (1)	Parlor palm (Chamaedorea) (1)	
Fatsia (Aralia) (1)	Peperomia (1)	

Diseases Controlled with Ensign 720 Flowable Fungicide

1. Leafspots/Foliar Blights:

Actinopelte leafspot	Coryneum blight (shothole)	Mycosphaerella ray blight
Alternaria leafspot/leaf blight	Curvularia leafspot	Myrothecium leafspot, Brown rot
Anthraco nose leaf blotch, Spot	Cylindrosporium leafspot	Nematostoma leaf blight
Anthraco nose (Discula) blight	Dactylaria leafspot	Phyllosticta leafspot
Ascochyta blight	Didymellina leafspot	Ramularia leafspot
Bipolaris (Helminthosporium) leafspot	Drechslera leafspot	Rhizoctonia web blight
Black spot on roses	Fabraea (Entomosporium) leafspot	Septoria leafspot
Botrytis leafspot, Leaf blight	Fusarium leafspot	Sphaeropsis leafspot
Cephalosporium leafspot	Gloeosporium black leafspot	Stagonospora leaf scorch
Cercospora leafspot	Ink spot (Drechslera)	Tan leaf spot (Curvularia)
Cercosporidium leafspot	Marssonina leafspot	Volutella leaf blight
Corynespora leafspot	Monilinia blossom blight, Twig blight	

2. Flower spots/blights:

Botrytis flower spot, Flower blight	Monilinia blossom blight	Rhizopus blossom blight
Curvularia flower spot	Ovulinia flower blight	Sclerotinia flower blight

3. Cylindrocladium stem canker

4. Phytophthora leaf blight, dieback

5. Powdery mildews:


<i>Erysiphe cichoracearum</i>	<i>Microsphaera</i> spp.
-------------------------------	--------------------------

6. Rusts:

<i>Gymnosporangium</i> spp.	<i>Pucciniastrum hydrangeae</i>	<i>Puccinia</i> spp.
-----------------------------	---------------------------------	----------------------

7. Taphrina blister

8. Scab (*Venturia inaequalis*)



19/18

ENSIGN® 720 FLOWABLE FUNGICIDE
EPA REG. NO. 34704-966

The following ornamental plant species which have been tested with Ensign 720 Flowable Fungicide at recommended rates did not exhibit phytotoxicity:

Botanical Name	Common Name
<i>Aechmea fasciata</i>	Aechmea
<i>Araucaria heterophylla</i>	Norfolk island pine
<i>Bougainvillea</i> spp.	Bougainvillea
<i>Caladium</i> spp.	Caladium
<i>Calathea makoyana</i>	Peacock plant
<i>Calistephus chinensis</i>	Aster
<i>Carissa grandiflora</i>	Natal plum
<i>Clerodendron thomsonae</i>	Bleeding heart
<i>Codiaeum</i> spp.	Croton
<i>Cordyline terminalis</i>	Ti plant
<i>Crassula argentea</i>	Jade plant
<i>Dionaea muscipula</i>	Venus fly trap
<i>Dizygotheca elegantissima</i>	False aralia
<i>Epipremnum aureum</i>	Golden pothos, Scindapsus
<i>Episcia cupreata</i>	Flame violet
<i>Fittonia</i> spp.	Silver-nerve plant
<i>Gerbera jamesonii</i>	Gerbera daisy
<i>Gynura sarmentosa</i>	Purple passion vine
<i>Gypsophila paniculata</i>	Baby's breath
<i>Hoya</i> spp.	Wax plant
<i>Ilex cornuta</i>	Chinese holly
<i>Ilex crenata</i>	Japanese holly
<i>Impatiens</i> spp.	Impatiens
<i>Pilea cadierei</i>	Aluminum plant
<i>Sansevieria trifasciata "Hahnii"</i>	Birdsnest sansevieria
<i>Tolmeia menziesii</i>	Piggy-back plant
<i>Yucca elephantipes</i>	Spineless yucca
<i>Zygocactus truncatus</i>	Christmas cactus

NOTE: DO NOT apply Ensign 720 Flowable Fungicide to either green or variegated Pittosporum or to Schefflera, as multiple applications have been demonstrated to cause phytotoxic responses.

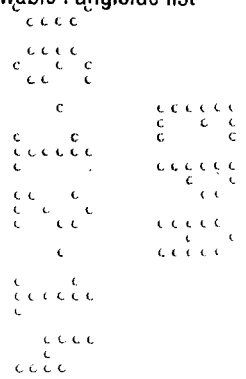
FRUIT TREES (Apricot, Cherry (sweet and tart), Nectarine, Peach, Plum, and Prune trees)
DO NOT allow livestock to graze in treated areas.

Application

Apply Ensign 720 Flowable Fungicide in sufficient water (minimum of 10.0 gallons per acre) and with proper calibration to obtain uniform coverage of tree canopy.

Application with ground equipment is preferable to aerial application because ground applications generally give better coverage of the tree canopy.

When concentrate sprays are used or when treating non-bearing or immature trees, the lower rate of Ensign 720 Flowable Fungicide listed may be used.



ENSIGN® 720 FLOWABLE FUNGICIDE
EPA REG. NO. 34704-966

15/18

Crop	Diseases	Ensign 720 Flowable Fungicide Rate Pt/Acre or 100 Gal (Lb AI/Acre or 100 Gal)		Application Directions
		Acre	100 Gal	
Apricot Cherry Nectarine Peach Plum Prune	Coryneum blight (shothole) Leaf curl	3.125 to 4.125 pt (2.3 to 3.1)	1.0 to 1.375 pt (0.75 to 1.0)	For best control of both diseases apply at leaf fall in late autumn, using sufficient water and proper sprayer calibration to obtain uniform coverage. When conditions favor high disease levels use the high rate of application and apply once or twice more in mid to late winter before budswell. If the leaf fall application is not practical, application of Ensign 720 Flowable Fungicide for control of Leaf curl may be made at any time prior to budswell the following spring. Where Coryneum blight (shothole) occurs, also apply at budbreak to protect newly emerging leaves and at shuck split to prevent fruit infections.
	Lacy (russet) scab (plum / prune)	3.125 to 4.125 pt (2.3 to 3.1)	1.0 to 1.375 pt (0.75 to 1.0)	Make 1 application at popcorn (pink, red or early white bud) and a second application at full bloom. If weather conditions favor disease development, make an additional application at petal fall.
	Black knot (cherry, plum) Cherry leaf spot Peach, Nectarine and Apricot scab	3.125 to 4.125 pt (2.3 to 3.1)	1.0 to 1.375 pt (0.75 to 1.0)	In addition to the bloom application listed above, make 1 application at shuck split. DO NOT apply Ensign 720 Flowable Fungicide after shuck split and before harvest. If additional disease control is needed before harvest, use another registered fungicide. For control of Cherry leaf spot after harvest, make 1 application to foliage within 7 days after fruit is removed. In orchards with a history of high leaf spot incidence, make a second application 10 to 14 days later.

DO NOT apply more than 20.5 pints Ensign 720 Flowable Fungicide (15.4 pounds active ingredient) per acre during each growing season. The minimum re-treatment interval is 10 days.

CONIFERS

Use on conifers is limited to the uses and sites listed in the conifer disease and rate table below.

DO NOT apply to forests.

Apply Ensign 720 Flowable Fungicide in sufficient water (minimum of 10.0 gallons per acre) and with proper calibration to obtain uniform coverage of tree canopy.

Application with ground equipment is preferable to aerial application because ground applications generally give better coverage of the tree canopy.

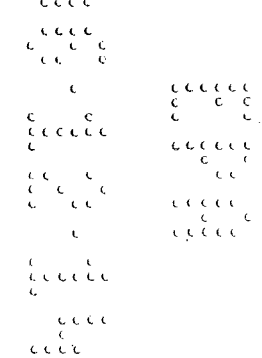
Aerial application is allowed only for Christmas tree and bough production plantations and tree seed orchards.

When concentrate sprays are used, or when treating non-bearing or immature trees, the lower rate of Ensign 720 Flowable Fungicide listed may be used.

DO NOT apply more than 22.0 pints Ensign 720 Flowable Fungicide (16.5 pounds active ingredient) per acre during each growing season.

DO NOT allow livestock to graze in treated areas.

DO NOT apply to blue spruce.



16/18

ENSIGN® 720 FLOWABLE FUNGICIDE
EPA REG. NO. 34704-966

Crop	Diseases	Ensign 720 Flowable Fungicide Rate		Application Directions	
		Pt/Acre (Lb AI/Acre)	Acre		
Christmas tree and bough production plantations Conifers in landscapes of golf courses and around residential, institutional, public, commercial, and industrial buildings, parks, recreational areas and athletic fields Nursery beds Tree seed orchards	Interior needle blight (<i>Mycosphaerella</i> spp. and <i>Phaeocryptopus nudus</i>) Swiss needlecast (<i>Phaeocryptopus gaeumannii</i>)	2.75 to 5.5 pt (2.1 to 4.125)		Minimal Application Plan: Make 1 application in the spring when new shoot growth is 1/2 to 2 inches in length. Under high disease pressure, a second application may be made 10 to 14 days after the first application. When using aerial applications, use the highest rate.	
	Interior needle blight (<i>Mycosphaerella</i> spp. and <i>Phaeocryptopus nudus</i>) Scleroderma canker (<i>Gremmeniella abietina</i>) Swiss needlecast (<i>Phaeocryptopus gaeumannii</i>)	1.5 to 2.75 pt (1.125 to 2.1)			Multiple Applications: Make the first application in spring when new shoot growth is 1/2 to 2 inches in length. Make additional applications at 3- to 4-week intervals until conditions no longer favor disease development. For use in nursery beds, apply the highest rate specified on a 3-week schedule. When using aerial applications, use the highest rate.
	Sirococcus tip blight	2.0 to 3.5 pt (1.5 to 2.6)			
	Rhizosphaera needlecast (<i>Rhizosphaera</i> spp.) Scirrhia brown spot (<i>Mycosphaerella deamessii</i>)	5.5 pt (4.125)			
		Cyclaneusma and Lophodermium needlecasts	2.75 to 5.5 pt (2.1 to 4.125)		Apply in early spring prior to budbreak. Repeat applications at approximately 6- to 8-week intervals, until spore release ceases in late fall. Apply monthly during periods of frequent rainfall, and where Lophodermium infections occur during dormancy (Pacific Northwest). During drought periods, applications may be suspended, then resumed upon next occurrence of needle wetness.
		Rhabdocline needlecast	1.5 to 2.75 pt (1.125 to 2.1)		Apply at budbreak and repeat at 3- to 4-week intervals until needles are fully elongated and conditions no longer favor disease development. In plantations of mixed provenance, or when irregular budbreak occurs, apply weekly until all trees have broken bud, then every 3 to 4 weeks as specified above. In nursery beds, use the high rate on a 3-week schedule.
		Botrytis seedling blight Phoma twig blight	1.5 to 2.75 pt (1.125 to 2.1)		Begin applications in nursery beds when seedlings are 4 inches tall and when cool, moist conditions favor disease development. Make additional applications at 7- to 14-day intervals as long as disease favorable conditions persist.
		Weir's cushion rust (<i>Chrysomyxa weirii</i>)	5.5 pt (4.125)		Begin applications when 10% of buds have broken and twice thereafter at 7- to 10-day intervals.

STORAGE AND DISPOSAL

Do not contaminate water, food or feed by storage or disposal. Open dumping is prohibited.

PESTICIDE STORAGE: Store in a dry place.

PESTICIDE DISPOSAL: Pesticide wastes are toxic. Improper disposal of excess pesticide, pesticide spray or rinsate is a violation of Federal law. If these wastes cannot be disposed of by use according to label instructions, contact your State Pesticide or Environmental Control Agency, or the Hazardous Waste representative at the nearest EPA Regional Office for guidance.

CONTAINER DISPOSAL:

Nonrefillable container. Do not reuse this container to hold materials other than pesticides or dilute pesticides (rinsate). After emptying and cleaning, it may be allowable to temporarily hold rinsate or other pesticide-related materials in the container. Contact your state regulatory agency to determine allowable practices in your state. Once cleaned, some agricultural plastic pesticide containers can be taken to a container collection site or picked up for recycling. To find the nearest site, contact your chemical dealer or manufacturer, or contact The Agricultural Container Recycling Council (ACRC) at www.acrcycle.org. If not recycled, then puncture and dispose of in a sanitary landfill, or incineration, or if allowed by state and local authorities, by burning. If burned, stay out of smoke.

Triple rinse or pressure rinse container (or equivalent) promptly after emptying.

For packages up to 5 gallons: Triple rinse as follows: Empty the remaining contents into application equipment or a mix tank and drain for 10 seconds after the flow begins to drip. Fill the container 1/4 full with water and recap. Shake for 10 seconds. Pour rinsate into application equipment or a mix tank or store rinsate for later use or disposal. Drain for 10 seconds after the flow begins to drip. Repeat this procedure two more times. **Pressure rinse as follows:** Empty the remaining contents into application equipment or a mix tank and continue to drain for 10 seconds after the flow begins to drip. Hold container upside down over application equipment or mix tank or collect rinsate for later use or disposal. Insert pressure rinsing nozzle in the side of the container, and rinse at about 40 PSI for at least 30 seconds. Drain for 10 seconds after the flow begins to drip.

For packages greater than 5 gallons and less than 56 gallons: Triple rinse as follows: Empty the remaining contents into application equipment or a mix tank. Fill the container 1/4 full with water. Replace and tighten closures. Tip container on its side and roll it back and forth, ensuring at least one complete revolution, for 30 seconds. Stand the container on its end and tip it back and forth several times. Turn the container over onto its other end and tip it back and forth several times. Empty the rinsate into application equipment or a mix tank or store rinsate for later use or disposal. Repeat this procedure two more times. **Pressure rinse as follows:** Empty the remaining contents into application equipment or a mix tank and continue to drain for 10 seconds after the flow begins to drip. Hold container upside down over application equipment or mix tank or collect rinsate for later use or disposal. Insert pressure rinsing nozzle in the side of the container, and rinse at about 40 PSI for at least 30 seconds. Drain for 10 seconds after the flow begins to drip.

For refillable containers: Refill this container with pesticide only. Do not reuse this container for any other purpose. Cleaning the container before final disposal is the responsibility of the person disposing of the container. Cleaning before refilling is the responsibility of the refiller. To clean the container before final disposal, empty the remaining contents from this container into application equipment or mix tank. Fill the container about 10 percent full with water. Agitate vigorously or recirculate water with the pump for 2 minutes. Pour or pump rinsate into application equipment or rinsate collection system. Repeat this rinsing procedure two more times.

FOR HELP WITH ANY SPILL, LEAK, FIRE OR EXPOSURE INVOLVING THIS MATERIAL, CALL DAY OR NIGHT CHEMTREC – 1-800-424-9300.

CONDITIONS OF SALE AND LIMITATION OF WARRANTY AND LIABILITY

BEFORE BUYING OR USING THIS PRODUCT, read the entire Directions for Use and the following Conditions of Sale and Limitation of Warranty and Liability. By buying or using this product, the buyer or user accepts the following Conditions of Sale and Limitation of Warranty and Liability, which no employee or agent of LOVELAND PRODUCTS, INC. or the seller is authorized to vary in any way.

Follow the Directions for Use of this product carefully. It is impossible to eliminate all risks inherently associated with the use of this product. Crop or other plant injury, ineffectiveness, or other unintended consequences may result from such risks as weather or crop conditions, mixture with other chemicals not specifically identified in this product's label, or use of this product contrary to the label instructions, all of which are beyond the control of LOVELAND PRODUCTS, INC. and the seller. The buyer or user of this product assumes all such inherent risks.

Subject to the foregoing inherent risks, LOVELAND PRODUCTS, INC. warrants that this product conforms to the chemical description on the label and is reasonably fit for the purposes stated in the Directions for Use when the product is used in strict accordance with such Directions for Use under normal conditions of use. EXCEPT AS WARRANTED IN THIS LABEL AND TO THE EXTENT CONSISTENT WITH APPLICABLE LAW, THIS PRODUCT IS SOLD "AS IS," AND LOVELAND PRODUCTS, INC. MAKES NO OTHER WARRANTY, EXPRESS OR IMPLIED, INCLUDING BUT NOT LIMITED TO MERCHANTABILITY, FITNESS FOR A PARTICULAR PURPOSE, OR ELIGIBILITY OF THIS PRODUCT FOR ANY PARTICULAR TRADE USAGE.


IN THE UNLIKELY EVENT THAT BUYER OR USER BELIEVES THAT LOVELAND PRODUCTS, INC. HAS BREACHED A WARRANTY CONTAINED IN THIS LABEL AND TO THE EXTENT REQUIRED BY APPLICABLE LAW, BUYER OR USER MUST SEND WRITTEN NOTICE OF ITS CLAIM TO THE FOLLOWING ADDRESS: LOVELAND PRODUCTS, INC., ATTENTION: LAW DEPARTMENT, P.O. BOX 286, GREELEY, CO 80632-1286.

18/18

ENSIGN® 720 FLOWABLE FUNGICIDE
EPA REG. NO. 34704-966

TO THE EXTENT CONSISTENT WITH APPLICABLE LAW, THE BUYER'S OR USER'S EXCLUSIVE REMEDY FOR ANY INJURY, LOSS, OR DAMAGE RESULTING FROM THE HANDLING OR USE OF THIS PRODUCT, INCLUDING BUT NOT LIMITED TO CLAIMS OF BREACH OF WARRANTY OR CONTRACT, NEGLIGENCE, STRICT LIABILITY, OR OTHER TORTS, SHALL BE LIMITED TO ONE OF THE FOLLOWING, AT THE ELECTION OF LOVELAND PRODUCTS, INC. OR THE SELLER: DIRECT DAMAGES NOT EXCEEDING THE PURCHASE PRICE OF THE PRODUCT OR REPLACEMENT OF THE PRODUCT. TO THE EXTENT CONSISTENT WITH APPLICABLE LAW, LOVELAND PRODUCTS, INC. AND THE SELLER SHALL NOT BE LIABLE TO THE BUYER OR USER OF THIS PRODUCT FOR ANY CONSEQUENTIAL, SPECIAL, OR INDIRECT DAMAGES, OR DAMAGES IN THE NATURE OF A PENALTY.

Dipel is a registered trademark of Valent BioSciences Corporation.
Ensign is a registered trademark of Loveland Products, Inc.
Latron B-1956 and Latron AG-98 are trademarks of Dow AgroSciences LLC.



FORMULATED FOR
LOVELAND PRODUCTS, INC.
P.O. BOX 1286, GREELEY, COLORADO 80632-1286